


























# 40 100m Backstroke Men Heat

Official

Rank	Competitor	Age	Club	RT	PTS	Result	
1	 Jasper Cornish	19		0.61		<b>55.81</b> Entry: 54.22 <b>+1.59</b>	QA
	50m: 27.58 100m: 55.81 (28.23)						
2	 Kane Follows	28		0.64		<b>56.02</b> Entry: 55.23 <b>+0.79</b>	QA
	50m: 27.85 100m: 56.02 (28.17)						
3	 Josh Edwards-Smith (V)	23		0.61		<b>56.68</b> Entry: 54.28 <b>+2.40</b>	QA
	50m: 27.61 100m: 56.68 (29.07)						
4	 Lucas Bell	17		0.58		<b>56.87</b> Entry: 56.49 <b>+0.38</b>	QA
	50m: 27.56 100m: 56.87 (29.31)						
5	 Mitch Ellis	17		0.71		<b>57.13</b> Entry: 57.74 <b>-0.61</b>	QA
	50m: 27.51 100m: 57.13 (29.62)						
6	 TeRauroha Paki	15		0.68		<b>57.71</b> Entry: 56.44 <b>+1.27</b>	QA
	50m: 27.61 100m: 57.71 (30.10)						
7	 Brandon Holder	19		0.57		<b>57.72</b> Entry: 57.61 <b>+0.11</b>	QA
	50m: 27.86 100m: 57.72 (29.86)						
8	 Alessandro Esposito	21		0.57		<b>58.09</b> Entry: 55.88 <b>+2.21</b>	QA
	50m: 27.86 100m: 58.09 (30.23)						
9	 Samuel Poching	23		0.66		<b>58.11</b> Entry: 56.27 <b>+1.84</b>	QC
	50m: 28.43 100m: 58.11 (29.68)						
10	 Daniel Williams (V)	19		0.54		<b>58.66</b> Entry: 56.89 <b>+1.77</b>	QC
	50m: 28.77 100m: 58.66 (29.89)						
11	 Donald Tian	16		0.61		<b>58.71</b> Entry: 58.31 <b>+0.40</b>	QC
	50m: 28.35 100m: 58.71 (30.36)						
12	 Larn Hamblyn-Ough	20		0.69		<b>58.99</b> Entry: 59.92 <b>-0.93</b>	QC
	50m: 28.99 100m: 58.99 (30.00)						
13	 Ethan MacDonald	19		0.68		<b>59.10</b> <b>+1.17</b>	QC






Ha...

Entry: 57.93


50m: 27.96 100m: 59.10 (31.14)

14	James Crosbie	19		0.63	<b>59.38</b> Entry: 59.06 +0.32	QC
	50m: 28.64 100m: 59.38 (30.74)					
15	Yeenok Zhang	18		0.54	<b>59.69</b> Entry: 57.34 +2.35	QB
	50m: 28.74 100m: 59.69 (30.95)					
16	Harrison James	18		0.57	<b>59.96</b> Entry: 56.69 +3.27	QB
	50m: 28.73 100m: 59.96 (31.23)					
17	Alfie Weatherston Harvey	18		0.50	<b>1:00.49</b> Entry: 57.77 +2.72	QB
	50m: 29.15 100m: 1:00.49 (31.34)					
18	Hans Haufe	18		0.62	<b>1:00.51</b> Entry: 58.13 +2.38	QB
	50m: 29.18 100m: 1:00.51 (31.33)					
19	Lucas Perceval	18		0.66	<b>1:00.54</b> Entry: 58.13 +2.41	QB
	50m: 28.53 100m: 1:00.54 (32.01)					
20	John Quirk	23		0.58	<b>1:00.58</b> Entry: 58.93 +1.65	QC
	50m: 28.56 100m: 1:00.58 (32.02)					
21	Daniel Kregting	18		0.58	<b>1:00.67</b> Entry: 58.08 +2.59	QB
	50m: 29.02 100m: 1:00.67 (31.65)					
22	YiFan Zhang	15		0.62	<b>1:00.99</b> Entry: 58.72 +2.27	QC
	50m: 29.36 100m: 1:00.99 (31.63)					
23	Osbert Gu	17		0.69	<b>1:01.10</b> Entry: 59.02 +2.08	QB
	50m: 29.06 100m: 1:01.10 (32.04)					
24	Kase Glintmeyer	15		0.56	<b>1:01.26</b> Entry: 59.49 +1.77	
	50m: 29.40 100m: 1:01.26 (31.86)					
25	Tyson Lynch	18		0.65	<b>1:01.39</b> Entry: 59.54 +1.85	QB
	50m: 29.88 100m: 1:01.39 (31.51)					
26	Vincent Downs-Honey	27		0.53	<b>1:01.41</b> Entry: 59.59 +1.82	
	50m: 30.56 100m: 1:01.41 (30.85)					
27	Daniel Ecclestone	16		0.63	<b>1:01.75</b> Entry: 1:01.43 +0.32	


50m: 30.07 100m: 1:01.75 (31.68)

**28**  Noah Lomas   0.60 **1:01.92**  
Entry: 1:00.87 **+1.05**

50m: 29.88 100m: 1:01.92 (32.04)

**29**  Lachlan Collins   0.56 **1:02.01**  
Entry: 1:01.49 **+0.52**

50m: 30.12 100m: 1:02.01 (31.89)

**30**  Samuel Delamare   0.66 **1:02.15**  
Entry: 1:03.27 **-1.12**

50m: 29.93 100m: 1:02.15 (32.22)

**31**  Sam Rowe   0.58 **1:02.30**  
Entry: 1:01.65 **+0.65**



50m: 29.99 100m: 1:02.30 (32.31)

**32**  Caign Boonen   0.58 **1:02.35**  
Entry: 59.70 **+2.65**

50m: 29.80 100m: 1:02.35 (32.55)

**33**  James Zhang   0.69 **1:02.44**  
Entry: 1:03.10 **-0.66**

50m: 30.01 100m: 1:02.44 (32.43)

**34**  Alex Sandford   0.70 **1:02.69**  
Entry: 1:02.18 **+0.51**

50m: 29.98 100m: 1:02.69 (32.71)

**35**  Ryan Hewertson   0.56 **1:02.74**  
Entry: 59.32 **+3.42**

50m: 29.54 100m: 1:02.74 (33.20)

**36**  Nico Solodi   0.60 **1:02.92**  
Entry: 1:00.40 **+2.52**

50m: 30.46 100m: 1:02.92 (32.46)

**37**  Yen-Cheng Lee   0.58 **1:03.58**  
Entry: 1:03.15 **+0.43**

50m: 30.53 100m: 1:03.58 (33.05)

**38**  Douglas Wise   0.61 **1:03.63**  
Entry: 1:03.61 **+0.02**

50m: 30.06 100m: 1:03.63 (33.57)

**39**  Timothy Chin   0.61 **1:03.74**  
Entry: 1:02.15 **+1.59**

50m: 30.51 100m: 1:03.74 (33.23)

**40**  Simiosi Tukia   0.80 **1:03.82**  
Entry: 1:02.74 **+1.08**

50m: 30.56 100m: 1:03.82 (33.26)

**41**  Koby Piggott   0.58 **1:04.15**  
Entry: 1:02.66 **+1.49**

50m: 31.05 100m: 1:04.15 (33.10)

42	 Manson Meng	15		0.59	1:04.35 +2.20 Entry: 1:02.15
	50m: 30.27 100m: 1:04.35 (34.08)				
43	 Jonathan Swanepoel	18		0.58	1:04.76 +2.46 Entry: 1:02.30
	50m: 30.21 100m: 1:04.76 (34.55)				
44	 Reon Oosthuizen	18		0.60	1:04.83 +3.56 Entry: 1:01.27
	50m: 30.55 100m: 1:04.83 (34.28)				
45	 Dylan Greupink	17		0.58	1:05.02 +1.90 Entry: 1:03.12
	50m: 31.38 100m: 1:05.02 (33.64)				
46	 Clement Choo	16		0.66	1:06.02 +2.20 Entry: 1:03.82
	50m: 31.75 100m: 1:06.02 (34.27)				